

## Art and Design Home Learning Pack

You can follow [@PaulCarneyArts](#) [@Drawinglives](#) [@accessart](#) and [@JoanneLawsMCA](#) on Twitter for extra art support, demonstrations and ideas

**Year 1** – Here are some activities for your child to carry out at home to develop their art skills and love of creating.

**These activities focus on creating colour and using different collage techniques to create pieces of art.**

Can you create different types of line (wavy, straight, zig-zag, vertical, horizontal) using different drawing materials e.g. pencil, colouring pencil, pen, felt tips, paint, chalk, charcoal.



<https://www.youtube.com/watch?v=tEO1FrNX0as&feature=youtu.be>

Can you name and make primary and secondary colours? You could use paints, colouring pencils, wrappers. Can you find examples of these colours to stick in your sketch-book?





Can you choose your favourite colours and create a mood board? You might stick in wrappers, pictures from magazines, paint pot colour samples, materials, it is up to you!




Can you draw something special using different types of line and fill it with colour. You could use colouring pencils, felt tip pens, paints, crayons.



Can you draw an animal and use colour, line and shape?



Can you create a collage page using different collage techniques e.g. scrunching, tearing, pinching, folding, rolling and layering?



Can you draw Blackpool Tower or your favourite place and use collage materials to add colour?



Can you choose your favourite book and draw your favourite character? How will you add colour? You could use paint, pencils, pens, collage, it is up to you!



Can you find out about **Terry Frost** and create a piece of his art work?

<https://www.tate.org.uk/art/artists/sir-terry-frost-1126>



Can you create your own piece of art in the style of Terry Frost? Think about what colours and shapes you will use.



## Art and Design Home Learning Pack

You can follow [@PaulCarneyArts](#) [@Drawinglives](#) [@accessart](#) and [@JoanneLawsMCA](#) on Twitter for extra art support, demonstrations and ideas


**Year 2** – Here are some activities for your child to carry out at home to develop their art skills and love of creating.

**These activities focus on using pattern, line and colour to create pieces of art.**

Can you create different types of line (hatching, cross hatching, scumbling, stippling, smudging) using different drawing materials e.g. pencil, colouring pencil, pen, felt tips, paint, chalk, charcoal.

<https://www.youtube.com/watch?v=CyZDT6sw5eA&feature=youtu.be>

Can you practise creating dark and light tones using your pencil?



Can you choose an object in your house to draw using your different pencil techniques? Could you use a variety of different line types and tone?



Can you go outside and draw something you can see? You might want to draw a scene, you might want to find something small and draw it larger so you can use a range of tones.



Can you name and make primary and secondary colours? Challenge yourself to mix tertiary colours. You could use paints, colouring pencils, wrappers. Can you find examples of these colours to stick in your book?



Can you create a mood board using a range of colours and materials? You might like to use pencils, pens, food wrappers and other materials you can find.



Can you draw a picture of your garden or your favourite place to go on holiday and use colour to make it stand out?




Can you use your knowledge of colour, line and shape to create a fire picture? You may want to create a collage of fire and draw/paint/colour on the top.



Can you find out some facts about **Stephanie Peters** and create a piece of her work? <https://www.stephartist.com/>



Can you create your own piece of art in the style of Stephanie Peters? Make sure you fill the page.



# Art and Design Home Learning Pack

You can follow @PaulCarneyArts @Drawinglives @accessart and @JoanneLawsMCA on Twitter for extra art support, demonstrations and ideas


**Year 3 – Here are some activities for your child to carry out at home to develop their art skills and love of creating. These activities focus on using colour, line and shape to create pieces of art.**

Can you create different types of line (hatching, cross hatching, scumbling, stippling, back and forth) using different drawing materials e.g. pencil, colouring pencil, pen, felt tips, paint, chalk, charcoal.



<https://www.youtube.com/watch?v=CyZDT6sw5eA&feature=youtu.be>

Can you practise creating a range of tones from dark to light tones using your pencil?



Could you use your different line techniques to create a range of tones?



Can you use pattern to create a range of marks?



Can you choose an object outside to draw using a range of line and tone?




Can you create a zentangle drawing using a range of patterns?



[https://www.youtube.com/watch?v=T5Okx\\_lwRH0&feature=youtu.be](https://www.youtube.com/watch?v=T5Okx_lwRH0&feature=youtu.be)

Can you choose your favourite animal and fill it using a range of patterns and colour?



Can you research Roman patterns and mosaics and create a page of facts and examples?



Can you create your own Roman mosaic design? Think about what colours you will use.



Can you find out more about Antoni Gaudi? How would you describe his art? Do you like it? Explain



Can you create your own mosaic design or 3D sculpture like Gaudi, of your favourite place or of an animal?




# Art and Design Home Learning Pack

You can follow [@PaulCarneyArts](#) [@Drawinglives](#) [@accessart](#) and [@JoanneLawsMCA](#) on Twitter for extra art support, demonstrations and ideas

**Year 4 – Here are some activities for your child to carry out at home to develop their art skills and love of creating.**


**These activities focus on line, drawing and pattern to create pieces of art.**

Can you create a range of lines using different drawing materials e.g. pencil, colouring pencil, pen, felt tips, paint, chalk, charcoal.




<https://www.youtube.com/watch?v=CyZDT6sw5eA&feature=youtu.be>

Can you practise creating a range of tones from dark to light tones using your pencil?



Could you use your different line techniques to create a range of tones?




Can you use a range of tone and line to add shadows? Choose an object from your home to draw.



Can you find some facts about **Chuck Close** and create a research page about him with examples of his work?




Can you draw a portrait of yourself? Use a mirror to look carefully. Use tone, and line to create depth, shade and texture.



Can you draw a grid over a picture of a face and copy it carefully like this, filling the grid squares with different types of lines and patterns?




Can you research **Pop Art** and **Roy Lichtenstein** and create a research page? You could use the internet or go to the library ( if it's open!)



Can you imitate one of Lichtenstein's portrait pieces? Think carefully about the techniques he has used.



Can you create a portrait in the style of Lichtenstein? You might use lines, stippling or blocks of colour to add detail.



Can you create a Pop Art style piece of work based on something special to you? Think about using bold and contrasting colours to really make it stand out!




# Art and Design Home Learning Pack

You can follow [@PaulCarneyArts](#) [@Drawinglives](#) [@accessart](#) and [@JoanneLawsMCA](#) on Twitter for extra art support, demonstrations and ideas


**Year 5 – Here are some activities for your child to carry out at home to develop their art skills and love of creating. These activities focus on line, colour and pattern to create pieces of art work.**

Can you practise creating a range of tones from dark to light tones using your pencil?

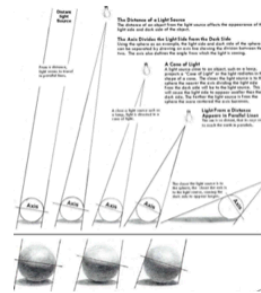


<https://www.youtube.com/watch?v=CyZDT6sw5eA&feature=youtu.be>

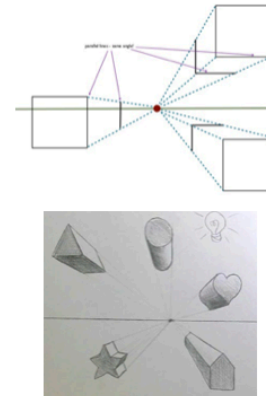
Could you use your different line techniques to create a range of tones?




Can you practise using tone to create shade and depth? You could draw a simple object e.g. cup, vase, can. Think carefully about where the light source is coming from.



Can you draw 3D shapes from a 1 point perspective? Add tone to create depth and shade.



Can you write your name from a 1 point perspective? Add tone to create depth and shade.




<https://www.youtube.com/watch?v=9iKtcb4ZpfU>

Can you use 1 point perspective to turn a 2D building into a 3D building? Use tone to add depth. Think about where the light source would come from.



<https://artprojectsforkids.org/draw-3d-buildings/>

Research the 'Alphabets' work of Peter Blake. Which is your favourite? Why?



Can you design your own alphabet. Will your letters be 2D or 3D? Capital or lower case? Will they follow a theme? Or will you have a mixture of all of these things?

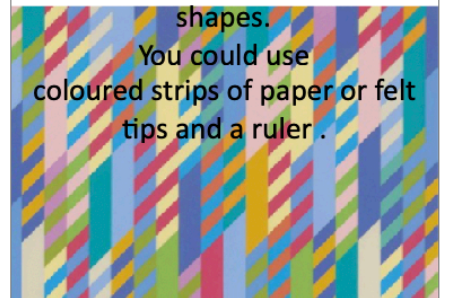
Can you find examples of different letter designs in your house? You could take photos, sketch or make a collage using them.

Can you research Islamic geometric patterns? Why were geometric patterns used? Can you create a traditional geometric pattern based on your research that represents you?



Research the work of Bridget Riley. Try making your own piece of art using bold colours and simple lines and shapes.

You could use coloured strips of paper or felt tips and a ruler.




## Art and Design Home Learning Pack

You can follow [@PaulCarneyArts](#) [@Drawinglives](#) [@accessart](#) and [@JoanneLawsMCA](#) on Twitter for extra art support, demonstrations and ideas


**Year 6 – Here are some activities for your child to carry out at home to develop their art skills and love of creating. These activities focus on line and drawing to create pieces of art work.**

Can you practise creating a range of tones from dark to light tones using your pencil?

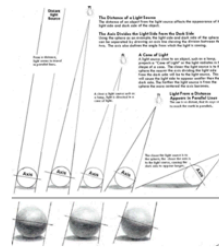


<https://www.youtube.com/watch?v=CyZDT6sw5eA&feature=youtu.be>

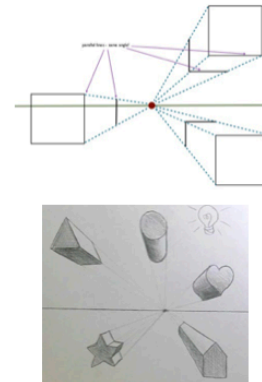
Could you use your different line techniques to create a range of tones?




Can you practise using tone to create shade and depth? You could draw a simple object e.g. cup, vase, can. Think carefully about where the light source is coming from.



Can you draw 3D shapes from a 1 point perspective? Add tone to create depth and shade.



Can you write your name from a 1 point perspective? Add tone to create depth and shade.



Can you use 1 point perspective to draw a street scene, using tone to add depth?



[https://www.youtube.com/watch?v=P4NVfenQc\\_8](https://www.youtube.com/watch?v=P4NVfenQc_8)

Can you research **L.S Lowry** and create a research page? What was he inspired by? How did he create his art? What techniques did he use?



Can you imitate one of Lowry's industrialisation pieces? You could add detail using just line work or introduce colour too.



Research the work of **Paul Kenton**

<https://www.paulkenton.com/portfolio/>



How does his work make you feel? Why?

Can you create an industrial or futuristic city using 1 point perspective?

